



## 如何下載UL報告

1. 登入 MyHome 首頁後，從畫面左手邊選取“我的UL報告”。

### MyHome @UL

#### 快速連結

- 申請報價
- 進入FTP
- 我的案件
- **我的UL報告**
- 我的製造商
- 我的差異通知 (VN)
- 我的廠檢報告
- ULIQ 相關資料庫
- UL 員工通訊錄
- 把關者管理中心

**MyHome @UL**  
The tools to manage your compliance process.

**UL Follow-up Services Authorization Page(s) are being updated during the first quarter of 2012 for each of your active file/volumes**

2. 點選上列的 Drilldown → 選擇要下載報告 Report 或是後續檢驗程序書 Procedure。

My Document Updates | **Drilldown** | Search | Assembly Status | Preferences | User Guide | Logout

### Document Drilldown

File #	Applicant Report Material Description, Test Record (by issued date)	Manufacturer Procedure Material Appendix, Index, Section General, Description (by volume)
E	<b>Get Report List</b>	Volume: X1 <b>Get Procedure List</b>

3. 再選擇需要下載的章節，選取完成後，點擊下方的“Assemble Each Selected Report”。

(Report報告)



Select Report(s) To Assemble	Report Material - Included in Assembly						
	Vol:Sec	Content Group	Type	Size	Related Materials		
<input checked="" type="checkbox"/>	X2:A4	<a href="#">Description UL</a>	rtf	707 KB	<a href="#">Sup</a>	<a href="#">Test Record UL</a>	此Section將匯集成一份檔案
<input type="checkbox"/>	X1:A5	<a href="#">Description UL</a>	rtf	669 KB	<a href="#">Sup</a>	<a href="#">Test Record UL</a>	

(Procedure後續檢驗程序書)

Select Section (s) To Assemble	Procedure Material - Included in Assembly				Report Material - NOT Included in Assembly		
	Vol:Sec	Content Group	Type	Size	Related Materials		
<input checked="" type="checkbox"/>	1	<a href="#">Appendix</a>	rtf	1,064 KB			
<input checked="" type="checkbox"/>	1	<a href="#">Authorization Page</a>	rtf	88 KB			
<input checked="" type="checkbox"/>	1	<a href="#">Index</a>	rtf				
<input checked="" type="checkbox"/>	1	<a href="#">Section General</a>	rtf	729 KB			
<input checked="" type="checkbox"/>	1:1	<a href="#">Description</a>	rtf	85 KB			
<input type="checkbox"/>	1:2	<a href="#">Description</a>	rtf	97 KB	<a href="#">Sup</a>	<a href="#">Test Record</a>	rtf 924 KB <a href="#">Sup</a>


註:

1. 報告只能以章節 Section 為單位，無法以 Volume 或 File 為單位下載成一份檔案，section勾選的上限為 3 個
2. 以上畫面僅供參考，可能因各公司的產品內容而有不同

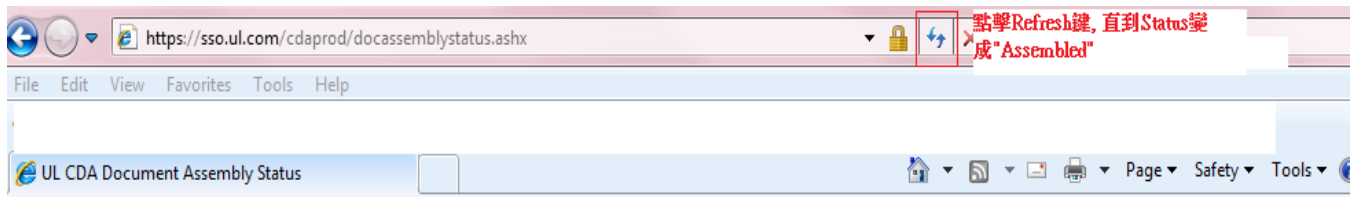


3. 以下為報告及後續檢驗程序書的內容

Report 報告內容如下(不包含 Test Record Datasheet)	Procedure 後續檢驗程序書的內容如下
o Description	o Authorization Page (and addendum, if appropriate)
o Description Figures	o ML Correlation Page
o Description Illustrations	o Certification Mark Data Page
o Test Record	o Index
o Test Record Figures	o Standardized Appendix Pages
o Test Record Illustrations	o Inspection Instructions
	o Appendix
	o Section General
	o Section General Figures
	o Section General Illustrations
	o Description
	o Description Figures
	o Description Illustrations

4. 點擊網頁上的  “更新”鍵，直到 Status 變成 Assembled。

(系統匯集資料需要一些時間, 您可透過點擊網頁上的"更新" 鍵來瞭解進度, 當 Status 顯示 Assembled 時表示已完成匯集)



 **CLIENT DOCUMENT ACCESS** Subscriber:

[My Document Updates](#) | [Drilldown](#) | [Search](#) | [Assembly Status](#) | [Preferences](#) | [User Guide](#) | [Logout](#)

## Document Assembly Status

Please use your browser's "Refresh" button to update this Assembly Status list. Assemblies may take several minutes to complete.

Document Assembly Requests: 1 requests found. ✓ =Content is being revised.

File Number	Vol:Sec	Issued Date	Assembly Type	Size	Status	Request Date	Request Time
E		2010-	Report		Submitted	2011-04-27	21:38:55



5. Assembly Type 下的 Report 處會產生下影線，此時點擊 [Report](#) 即會出現 File Download 的畫面。

## Document Assembly Status

Please use your browser's "Refresh" button to update this Assembly Status list. Assemblies may take several minutes to complete.

Document Assembly Requests: 1 requests found. ✓=Content is being revised.

File Number	Vol:Sec	Issued Date	Assembly Type	Size	Status	Request Date	Request Time
E		2010-	<a href="#">Report</a>	3.9 MB	Assembled	2011-04-27	21:38:55


6. 選擇 Save，就可以下載檔案到您的電腦或 disk。


My Document Updates | Drilldown | Search | Assembly Status | Preference

### Document Assembly Status

File Download

Do you want to open or save this file?

 Name: E: -report.pdf  
Type: Adobe Acrobat Document, 3.93MB  
From: sso.ul.com

 While files from the Internet can be useful, some files can potentially harm your computer. If you do not trust the source, do not open or save this file. [What's the risk?](#)



## 如何查看"我的 UL 報告"

1. 登入 MyHome 首頁後，從畫面左手邊選取“我的UL報告”。

### MyHome @UL

#### 快速連結

- 申請報價
- 進入FTP
- 我的案件
- **我的UL報告**
- 我的製造商
- 我的差異通知 (VN)
- 我的廠檢報告
- ULiQ 相關資料庫
- UL 員工通訊錄
- 把關者管理中心



**i** UL Follow-up Services Authorization Page(s) are being updated during the first quarter of 2012 for each of your active file/volumes

2. 選擇您要查看的內容：Report(報告) / Procedure(後續檢驗服務程序書)

File #	Applicant Report Material Description, Test Record (by issued date)	Manufacturer Procedure Material Appendix, Index, Section General, Description (by volume)
E	<a href="#">Get Report List</a>	Volume: 1 <a href="#">Get Procedure List</a>

檔案編號

點選瀏覽報告  
(僅申請者有權限瀏覽)

選擇報告所在章節

點選瀏覽後續檢驗服務程序書  
申請者和製造商皆有權限瀏覽

3. Report 標題資訊說明

**CLIENT DOCUMENT ACCESS**

[My Document Updates](#) | [Drilldown](#) | [Search](#) | [Assembly Status](#) | [Preferences](#) | [User Guide](#) | [Logout](#)

**Document Drilldown - Report - E**

Report/Procedure Library Materials: 8 documents found. ✔ #Document is being revised.

Select Report(s) To Assemble	Report Material - Included in Assembly						Issued Date
	Vol:Sec	Content Group	Type	Size	Related Materials		
<input type="checkbox"/>	1:4	Description	rtf	87 KB	Sup	Test Record	2010-04-01
<input type="checkbox"/>	1:3	Description	rtf	71 KB	Sup	Test Record	2009-08-13

報告章節

產品敘述

產品照片

測試記錄

測試數據資料



#### 4. Procedure 標題資訊說明

**CLIENT DOCUMENT ACCESS**

My Document Updates | Drilldown | Search | Assembly Status | Preferences | User Guide | Logout

**Document Drilldown - E - Volume 1**

Report/Procedure Library Materials: 12 documents found. ↗ =Document is being revised.

Select Section(s) To Assemble	Procedure Material - Included in Assembly				Report Material - NOT Included in Assembly	
	Vol:Sec	Content Group	Type	Size	Related Materials	
<input checked="" type="checkbox"/>	1	Authorization Page	rtf	89 KB		
<input checked="" type="checkbox"/>	1	Index	rtf	18 KB		
<input checked="" type="checkbox"/>	1	Rec Comp Mark Data	rtf	51 KB		
<input checked="" type="checkbox"/>	1	Section General	rtf	84 KB		
<input checked="" type="checkbox"/>	1:1	Description	rtf	47 KB	Sup	Test Record
						rtf 14 KB Sup

報告章節  
↑

產品敘述  
↑

產品照片  
↑

測試記錄  
(製造商無法瀏覽該資訊)  
↑

測試數據資料  
(製造商無法瀏覽該資訊)  
↑

<報告結構>

報告結構	英文對照名稱	UL 報告	CB Style 報告	概述
授權頁	Authorization Page	√	√	申請者/ 工廠/ 列名者/ Follow-up Services Type (L or R)/ UL 產品種類 (CCN)、 Note :Factory ID for CB Style 報告
標誌敘述	Mark Data Page – LMDP/CMDP/RCMDP	√		Type R 產品類別 · 包含 UL Logo 標誌使用 列名與分級標誌可在此查到 Control Number
多重列名敘述	Multiple Listing Correlation Sheet	√	√	多重列名者資料/ 多重列名型號
目錄	Index	√	√	每一個 Volume 下之 Section 中包含的型號名稱
附錄	Appendix Pages or Follow-Up Inspection Instructions (FUII)	√		工廠現場檢驗項目/ 所需設備/ 樣品抽驗
總論	Section General	√		UL Factory ID 及在同一 Volume 下對產品之共同敘述
	Generic Inspection Instructions		√	CB Style: 同標誌敘述 (Mark Data Page) · 附錄 (Appendices & FUII) 及總論 (Section General)
產品敘述	Description	√		產品之詳細敘述 · 如 : 品名、型號、功率、標準號碼、零件、尺寸、照片、電路...等 (CB Style 中尚包含產品測試項目等.)
報告	Report		√	
測試記錄	Test Record	√		產品測試項目及數據